

# Beam Dynamics Issue in Nano Beam Scheme

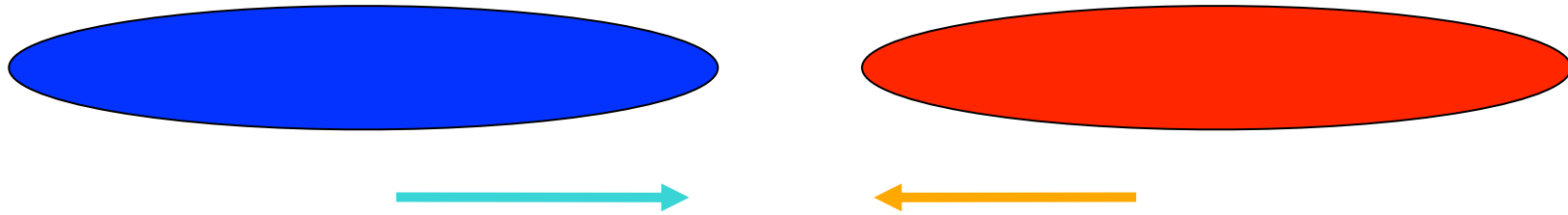
K. Ohmi, D. Zhou (KEK)  
SuperKEKB MAC  
Feb. 7-9, 2011

# Contents

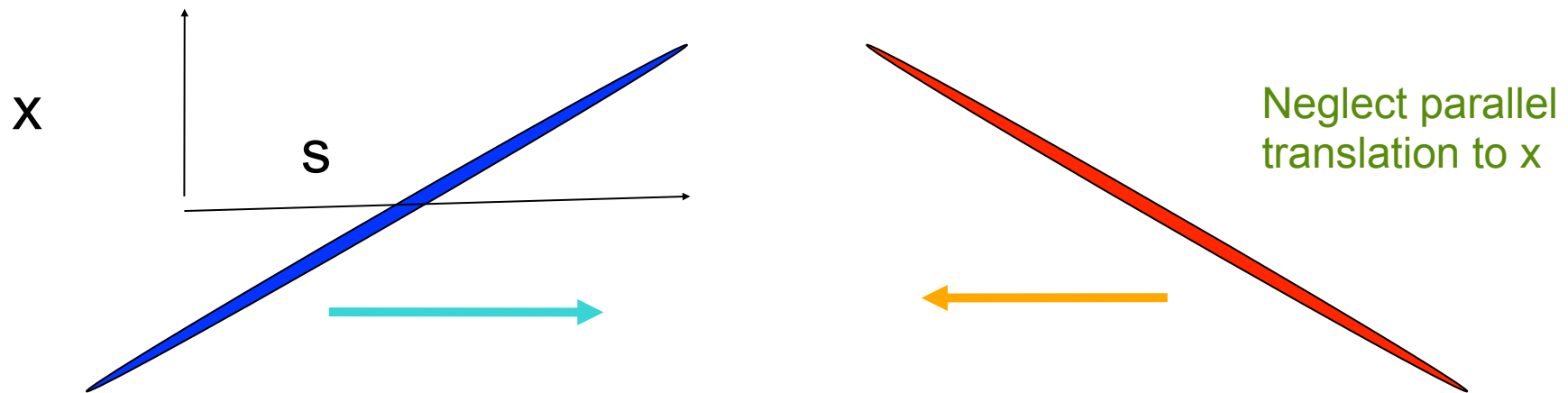
- Beam-beam effects
  - ◆ Nano-beam scheme
  - ◆ Synchro-beta effects
  - ◆ Tolerance for errors
- Electron cloud effects
- Transverse impedance issues

# Nano-beam scheme

- KEKB with crab cavity targeted a high beam-beam parameter  $>0.1$ .



- SuperKEKB goes toward Low emittance, low beta, moderate beam-beam parameter  $<0.1$



# Low emittance approach

$\Phi$ : half crossing angle

$$\sigma_x / \phi < \sigma_z$$

$$\sigma_x / \phi < \beta_y$$

$$L \propto \frac{N^2}{\phi \sigma_z \sqrt{\epsilon_y \beta_y}}$$

$$\xi_x \propto \frac{N \beta_x}{(\phi \sigma_z)^2}$$

$$\epsilon_y \propto \frac{N}{\phi \sigma_z} \sqrt{\frac{\beta_y}{\epsilon_y}}$$

Keep  $\sqrt{\frac{\beta_y}{\epsilon_y}}$  and  $\sigma_x / \beta_y$

Then take limit  $\epsilon_y \beta_y \rightarrow 0$

$$L \rightarrow \infty$$

- Bunch length is free.
- Small beta and small emittance are required.

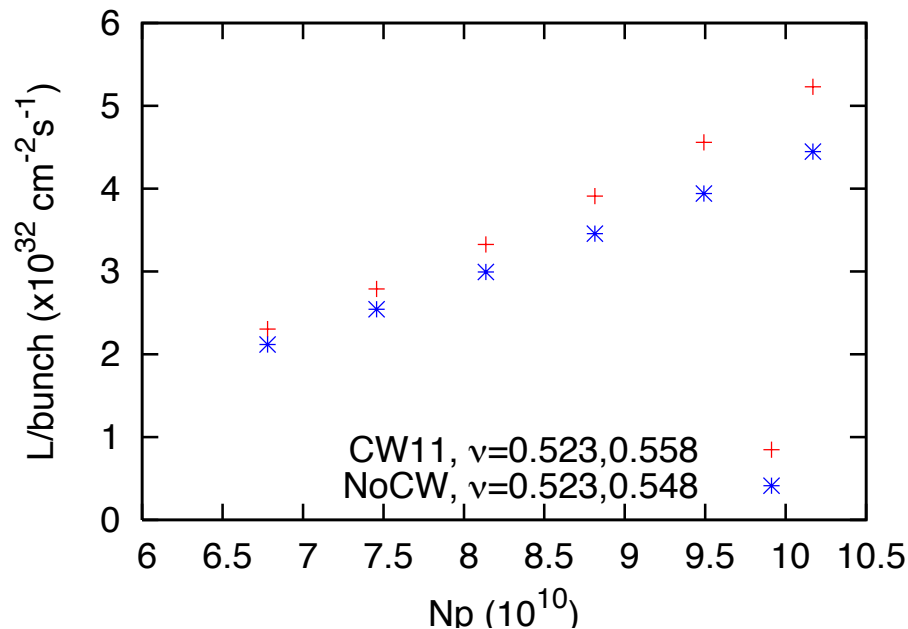
Super KEKB

$$\epsilon_x = 3/5 \text{ nm}, \quad \epsilon_y = 3/5 \text{ pm}$$

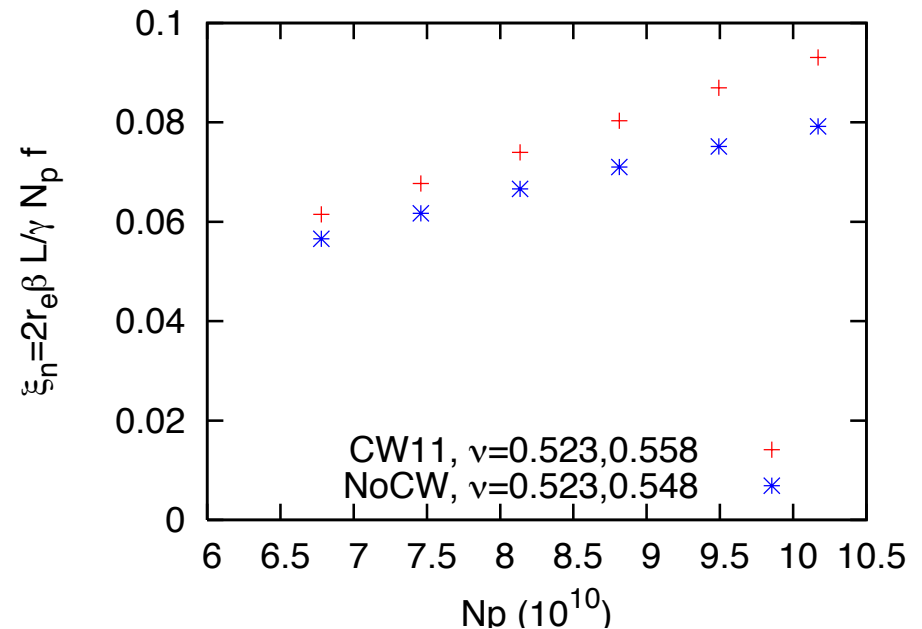
$$\beta_x = 32/25 \text{ mm}, \quad \beta_y = 0.3 \text{ mm}$$

# Current dependence of $L$ and $\xi$ given by a weak-strong simulation

- Nano beam collision is reliable for small  $\xi < 0.1$  without Crab Waist.
- The gain of CW remarkably appear higher beam-beam parameter.



$\nu_s = 0.012$

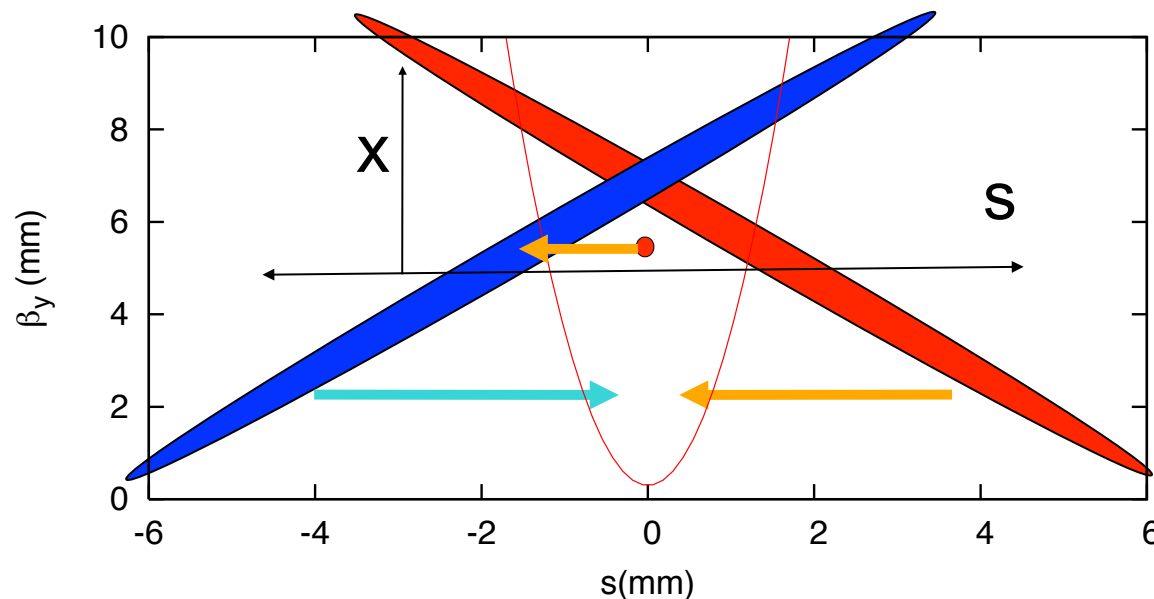


Crab waist is base line of SuperB.  
Beam particles collide with the other beam at their waist using sextupole magnets both side of IP.

# Characteristics of the collision

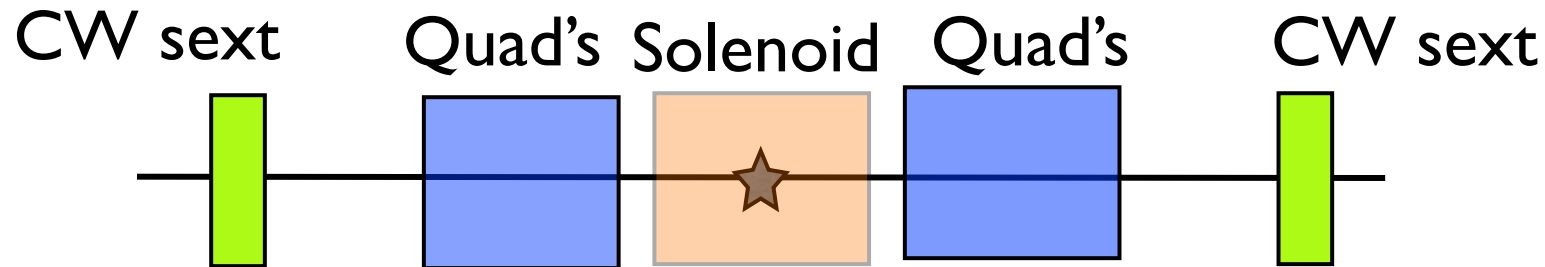
- $\beta_y$  is small only interaction area
  - ❖ Beam particles with a large horizontal amplitude collide high beta region
  - ❖ Issues on injection, collision offset, Touschek ....
  - ❖ Crab waist recovers the issues, but

Talk by Ohnishi, Iida



Neglect parallel translation to x

# Crab waist and IR nonlinearity



$$\mathcal{M}_{IR} = e^{-axy^2} e^{-H_{Q's}} e^{-H_{Sol}} e^{-H_{BB}} e^{-H_{Sol}} e^{-H_{Q's}} e^{-axy^2}$$

≠

$$e^{-H_{Q's}} e^{-H_{Sol}} e^{-xp_y^2/2\phi} e^{-H_{BB}} e^{-xp_y^2/2\phi} e^{-H_{Sol}} e^{-H_{Q's}}$$

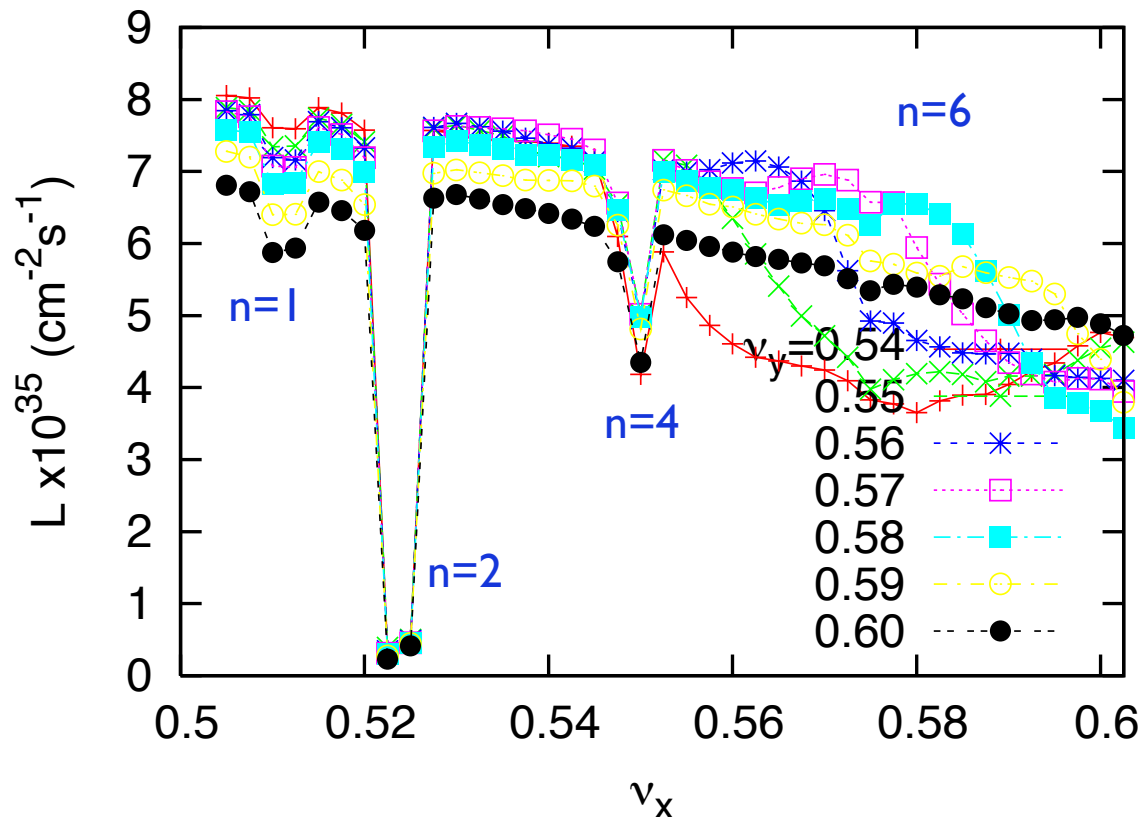
- Strong dynamic aperture degradation is seen by crab sextupole installation (H. Koiso).
- We do not know how to handle the nonlinear terms of Q's and Solenoid located at very high  $\beta$ .
- Crab waist is an option in (the) future for Super KEKB.

# Study of synchro-beta resonance

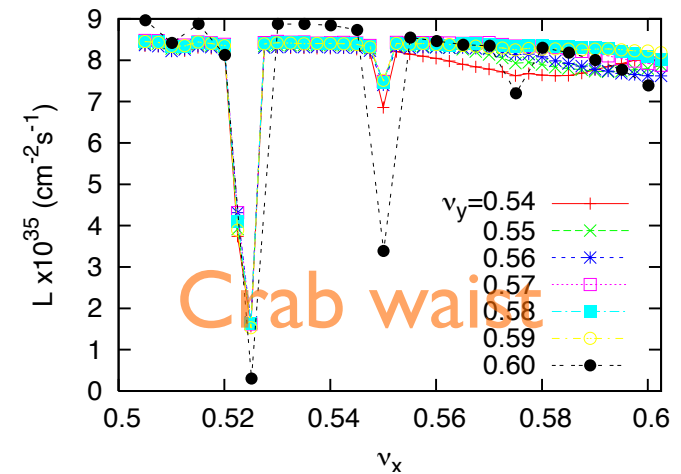
- Tune scan shows strong synchro-beta resonances.
- Beam-beam interaction contains  $x^2z^2$  terms, which gives the synchro-beta effects.
- Weak-strong and strong-strong simulations are performed to study the effects.



# Luminosity in tune space given by weak strong simulation

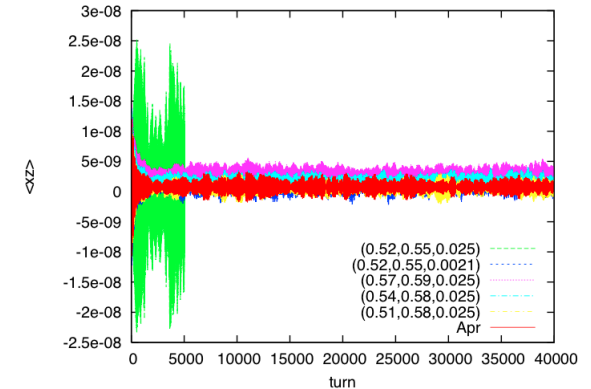
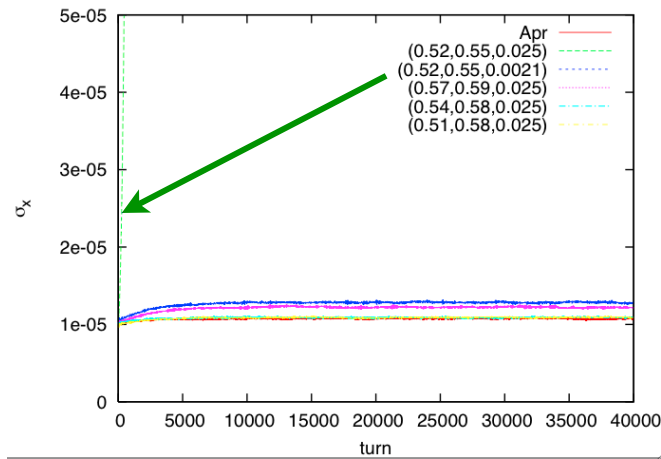
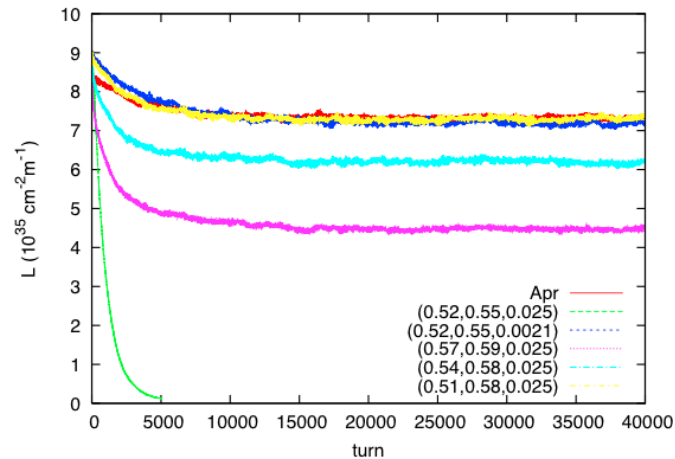


- $2\nu_x - n\nu_y = \text{int}$
- Very strong resonances are seen.



Tune near half integer is better.

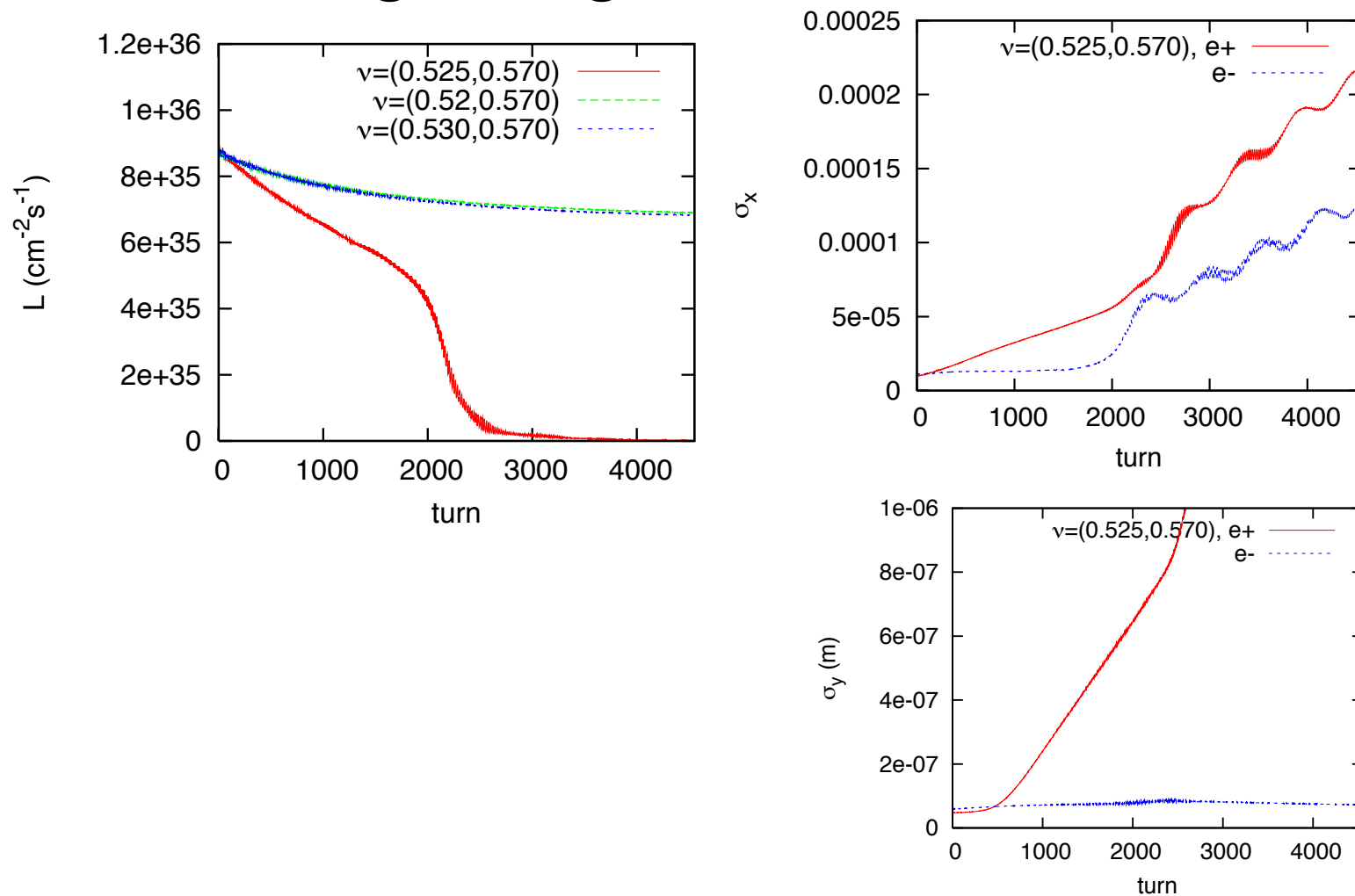
# Horizontal size and $\langle xz \rangle$



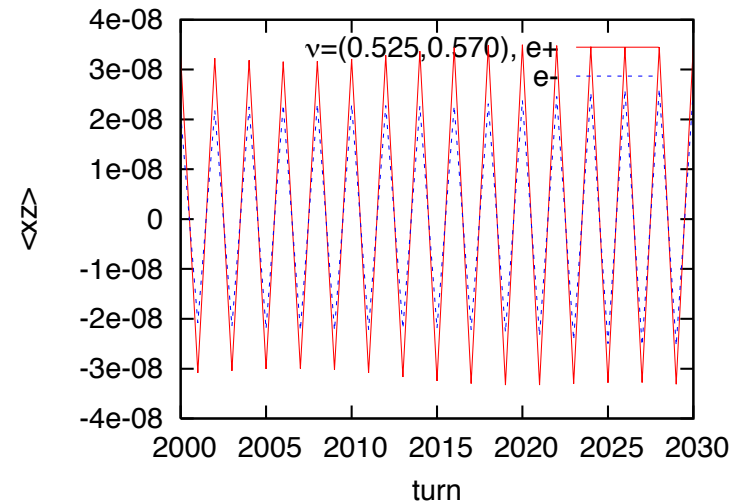
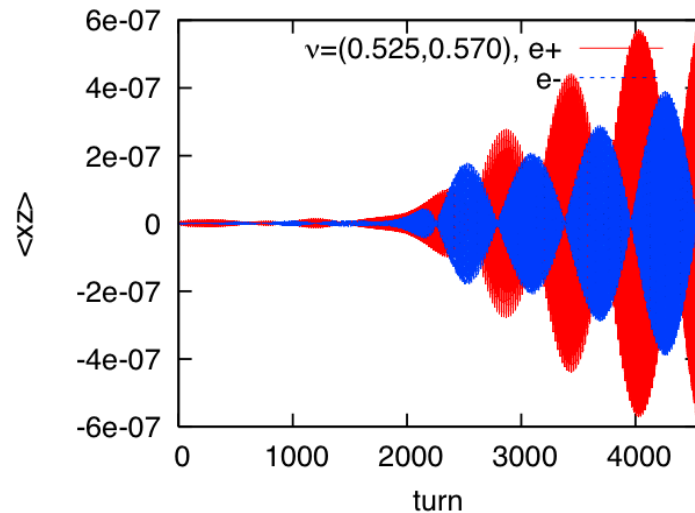
- $\sigma_x$  and  $\langle xz \rangle$  behave harmful at the resonance tune.
- Synchro-beta resonance. Increasing horizontal beam size enhances vertical hour glass.

# Strong-strong beam-beam simulation

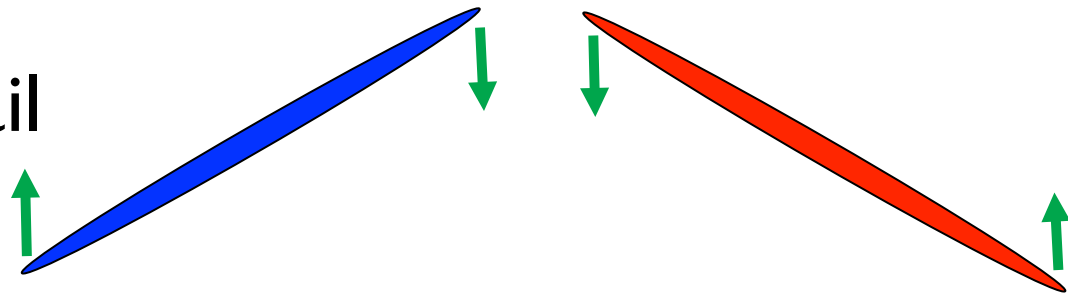
- Coherent instability should be studied by strong-strong model



# Coherent beam-beam motion on the $s$ - $\beta$ resonance

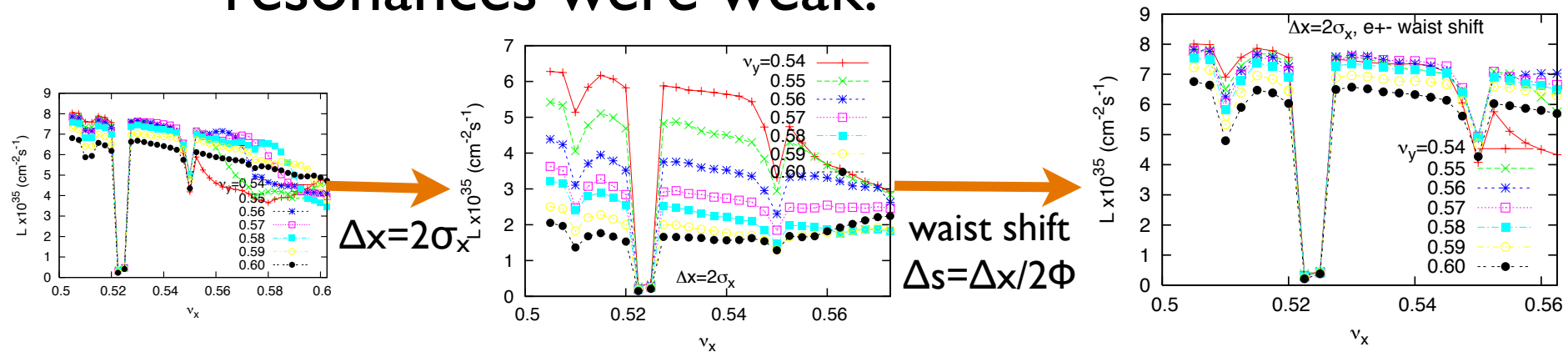


- $2\nu_x - 2\nu_s = \text{int}$
- Coherent head-tail mode



# Tune scan and Synchro-beta resonances

- Though some resonances degrades luminosity, reliable tune area is a sufficient space.
- When a horizontal offset exists, resonances  $2\nu_x - (2n-1)\nu_s$  can appear. The odd order resonances were weak.




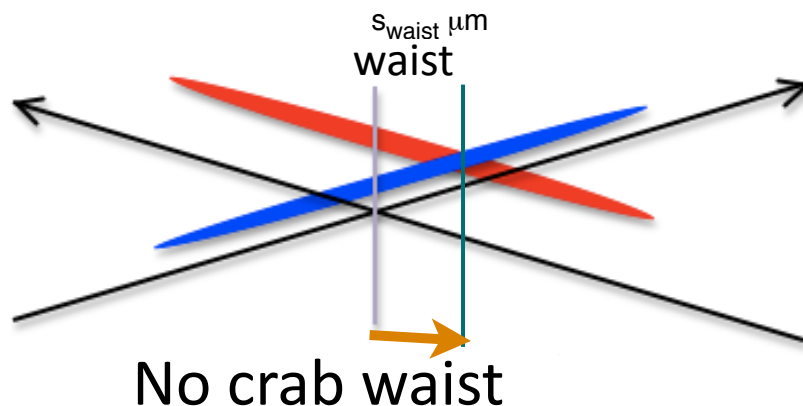
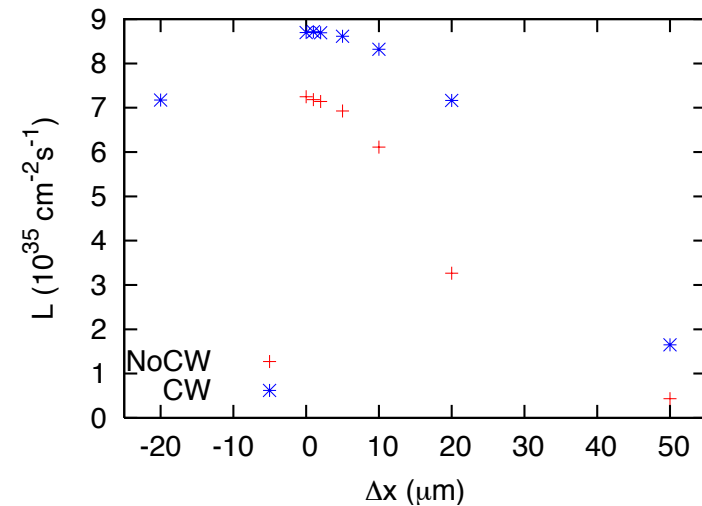
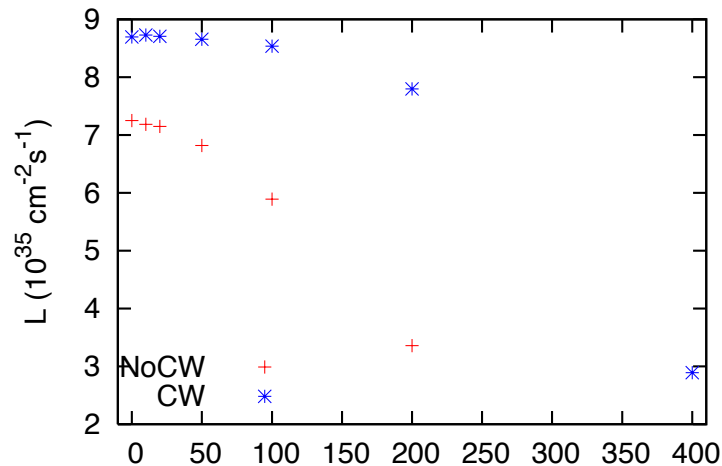
# Coupling-dispersion error tolerance

- Collision offset
  - x-y coupling at the collision point
  - dispersion at the collision point
  - Their chromaticity
- 
- Correction of these errors are essential to achieve the high performance in KEKB. It should be important also in SuperKEKB.

# Tolerance of collision condition

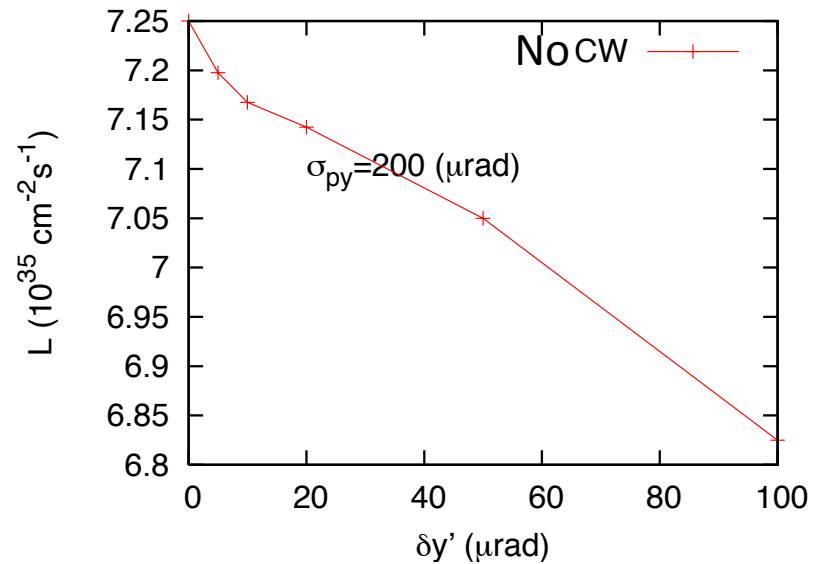
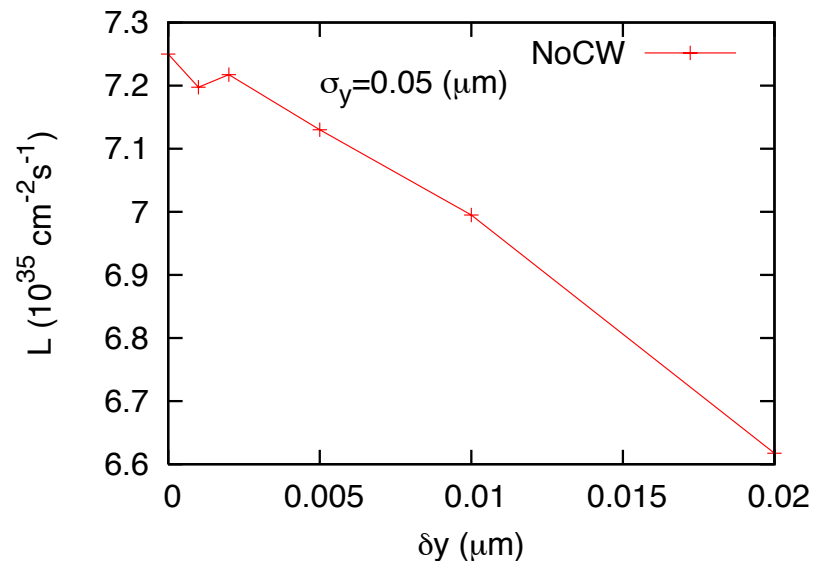
## Horizontal collision offset and waist

- Horizontal offset and waist are related to each other.
- The cross point of the waist is only one in x-z plane for the crab waist scheme.



# Vertical offset

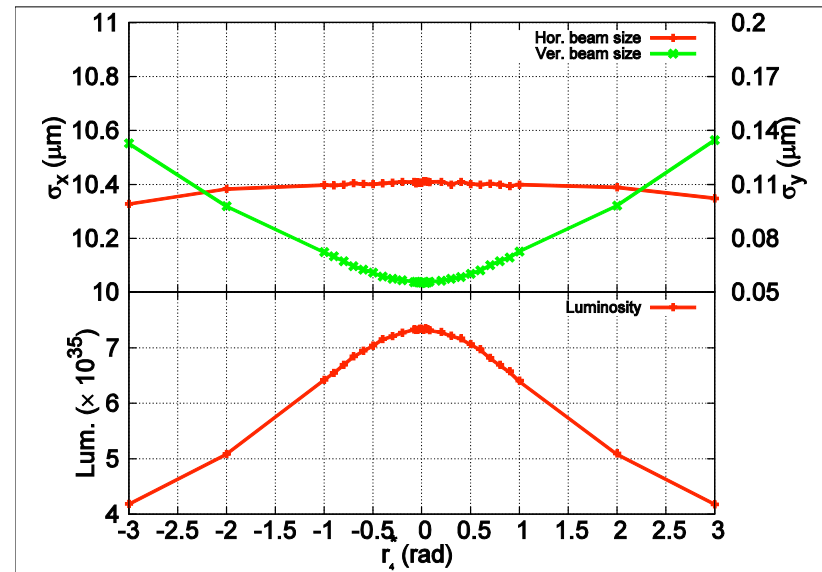
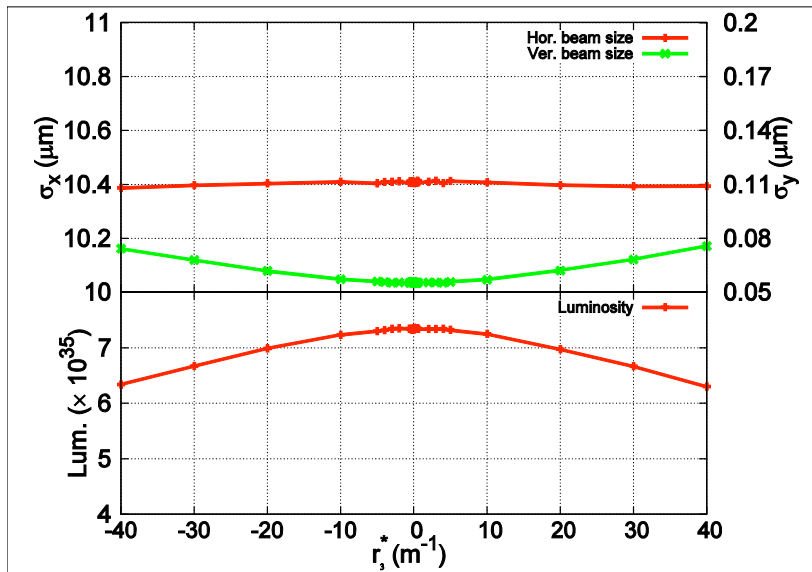
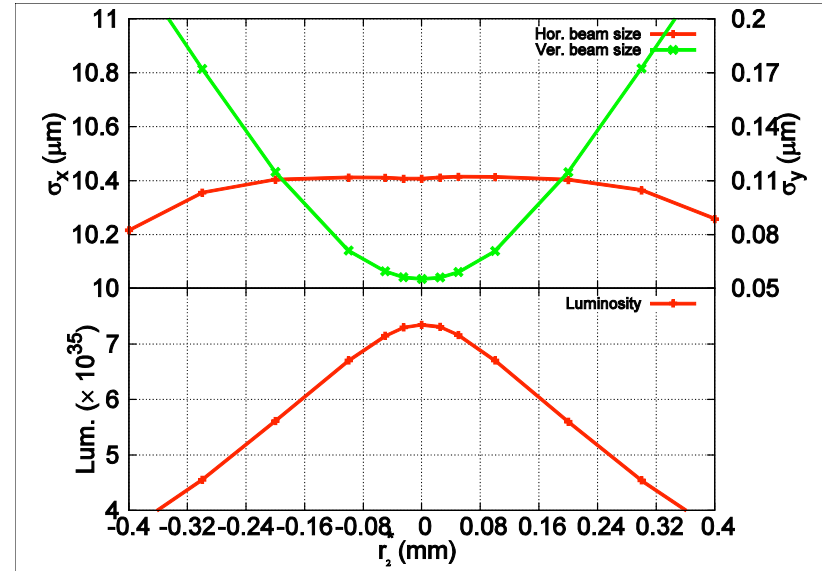
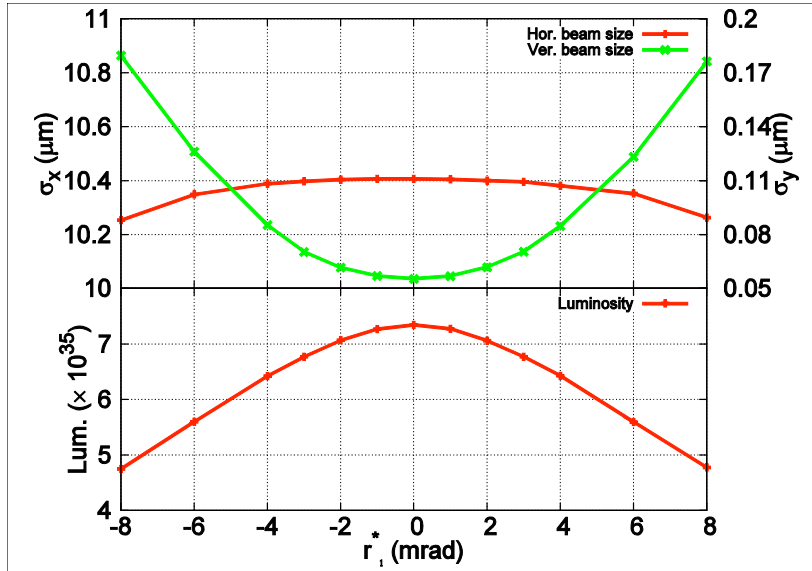
- tolerance  $\sim 0.5\sigma_y$  (20%)
- $0.2\sigma_y = 0.01\mu\text{m}$  (5%)





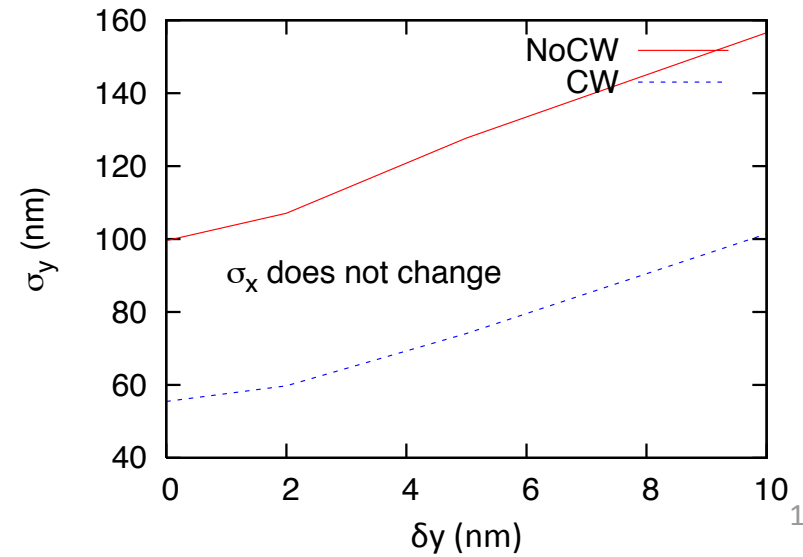
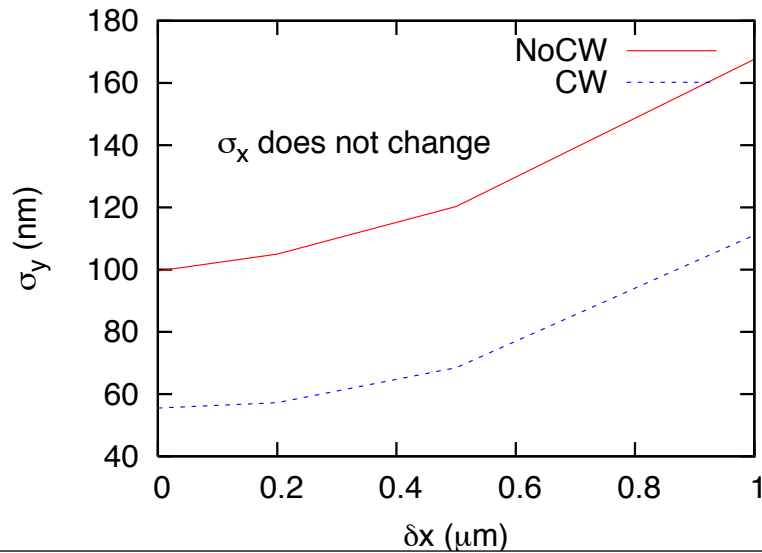
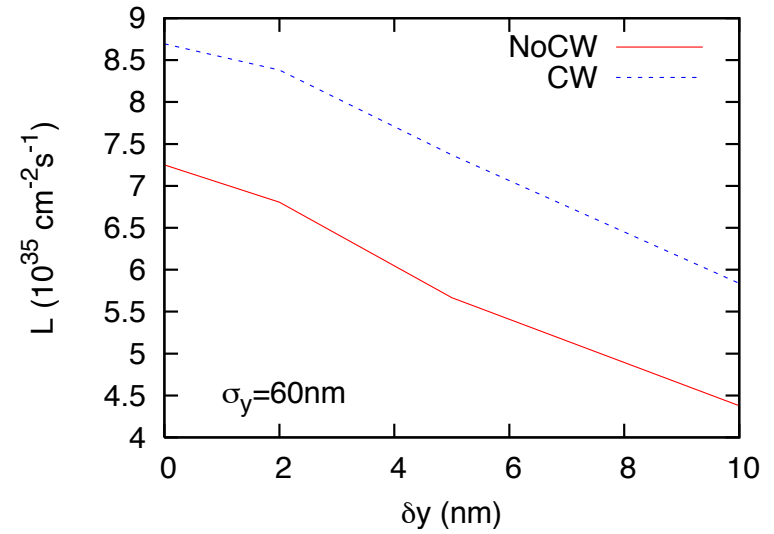
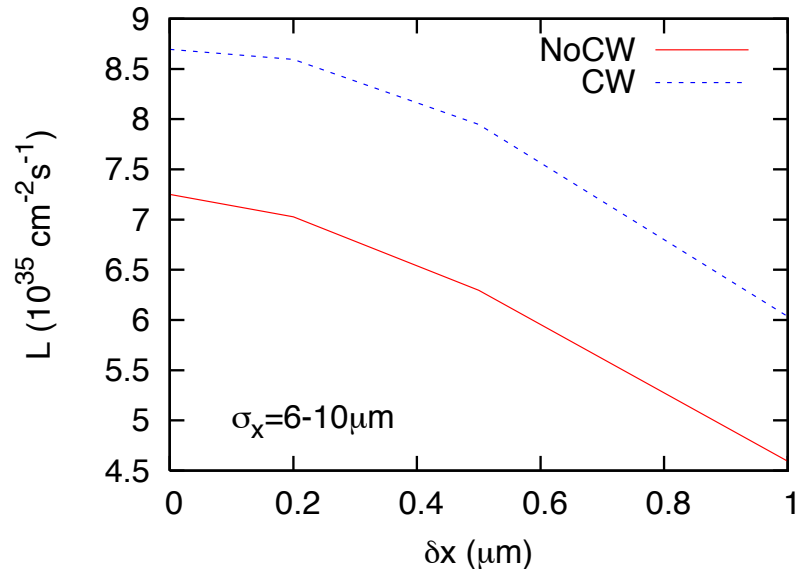
# X-Y coupling w/ crab waist

- D. Zhou & K. Ohmi



# Beam noise

- Turn by turn noise



# Summary – tolerance for parameters with 20% luminosity degradation

Parameter	w/ crab waist	w/o crab waist	
$r_1^*$ (mrad)	$\pm 5.3$	$\pm 3.5$	
$r_2^*$ (mm)	$\pm 0.18$	$\pm 0.13$	
$r_3^*$ ( $m^{-1}$ )	$\pm 44$	$\pm 15$	
$r_4^*$ (rad)	$\pm 1.4$	$\pm 0.4$	
$\partial r_1^* / \partial \delta$ (rad)	$\pm 2.4$	$\pm 2.1$	
$\partial r_2^* / \partial \delta$ (m)	$\pm 0.086$	$\pm 0.074$	
$\partial r_3^* / \partial \delta$ ( $m^{-1}$ )	$\pm 1.0 \times 10^4$	$\pm 8400$	
$\partial r_4^* / \partial \delta$ (rad)	$\pm 400$	$\pm 290$	
$\eta_y^*$ ( $\mu m$ )	$\pm 62$	$\pm 31$	
$\eta_y'^*$	$\pm 0.73$	$\pm 0.23$	
$\Delta x$ ( $\mu m$ ) collision offset	10	10	The degradation is roughly quadratic
$\Delta s$ ( $\mu m$ ) waist error	100	100	
$\Delta y, \Delta y'$ ( $\mu m, \mu rad$ ) collision offset	0.02 (100)		
$\delta x$ ( $\mu m$ ) turn by turn noise	0.5	0.5	$\sigma_x = 6-10 \mu m$ $\sigma_y = 50 nm$
$\delta y$ (nm)	4	4	

# Electron cloud instability

- $\omega_e \sigma_z / c$  is very high in low emittance rings.
- Single bunch instability
- Coupled bunch instability

# Threshold of the strong head-tail instability (Balance of growth and Landau damping)

- Stability condition for  $\omega_e \sigma_z / c > 1$

$$\omega_e = \sqrt{\frac{\lambda_p r_e c^2}{\sigma_y (\sigma_x + \sigma_y)}}$$

$$U = \frac{\sqrt{3} \lambda_p r_0 \beta}{v_s \gamma \omega_e \sigma_z / c} \frac{|Z_{\perp}(\omega_e)|}{Z_0} = \frac{\sqrt{3} \lambda_p r_0 \beta}{v_s \gamma \omega_e \sigma_z / c} \frac{KQ}{4\pi} \frac{\lambda_e}{\lambda_p} \frac{L}{\sigma_y (\sigma_x + \sigma_y)} = 1$$

- Since  $\rho_e = \lambda_e / 2\pi \sigma_x \sigma_y$

$$\rho_{e,th} = \frac{2\gamma v_s \omega_e \sigma_z / c}{\sqrt{3} KQ r_0 \beta L}$$

Origin of Landau damping is momentum compaction

$$v_s \sigma_z = \alpha \sigma_{\delta} L$$

- $Q = \min(Q_{nl}, \omega_e \sigma_z / c)$
- $Q_{nl} = 10$  in this presentation, depending on the nonlinear interaction.
- $K$  characterizes cloud size effect and pinching.

# Parameters

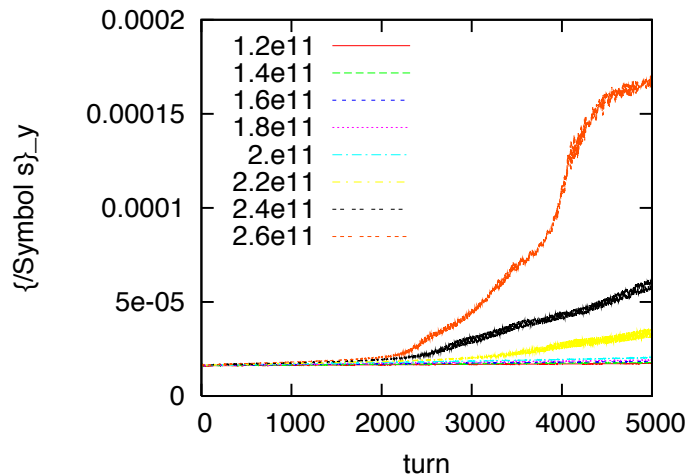
Table 1: Basic parameters of the positron rings

Lattice		KEKB	Cesr-TA	PETRA-III	SuperKEKB	Super B
Circumference	$L$ (m)	3,016	768	2304	3016	1260
Energy	$E$ (GeV)	3.5	2-5	6	4.0	6.7
Bunch population	$N_+(10^{10})$	8	2	0.5	9	5
Beam current	$I_+$ (A)	1.7	-	0.1	3.6	1.9
Emittance	$\varepsilon_x$ (nm)	18	2.3	1	3.2	2
	$\varepsilon_y$ (nm)	0.18	0.023	0.01	0.01	0.005
Momentum compaction	$\alpha(10^{-4})$	3.4	68	12.2	3.5	
Bunch length	$\sigma_z$ (mm)	6	6.8	12	6	5
RMS energy spread	$\sigma_E/E(10^{-3})$	0.73	0.8		0.8	0.64
Synchrotron tune	$\nu_s$	0.025	0.067	0.049	0.0256	0.0126
Damping time	$\tau_x$ (ms)	40	56.4	16	43	26

Table 2: Threshold of the B factories positron rings and others

		KEKB (no sol.)	KEKB (50 G sol.)	Cesr-TA	PETRA-III	SuperKEKB	SuperB
Bunch population	$N_+(10^{10})$	3	8	2		8	5
Beam current	$I_+$ (A)	0.5	1.7	-	0.1	3.6	1.9
Bunch spacing	$\ell_{sp}$ (ns)	8	7	4-14	8	4	4
Electron frequency	$\omega_e/2\pi$ (GHz)	28	40	43	35	150	175
Phase angle	$\omega_e\sigma_z/c$	3.6	5.9	11.0	8.8	18.8	18.3
Threshold	$\rho_e (10^{12} \text{ m}^{-3})$	0.63	0.38	1.7	1.2	0.27	0.54

# SuperKEKB



Y. Susaki, K. Ohmi, IPAC10

- Simulation  $\rho_{th}=2.1 \times 10^{11} \text{ m}^{-3}$ . ( $v_s=0.012$ )
- Analytic  $\rho_{th}=2.7 \times 10^{11} \text{ m}^{-3}$ .

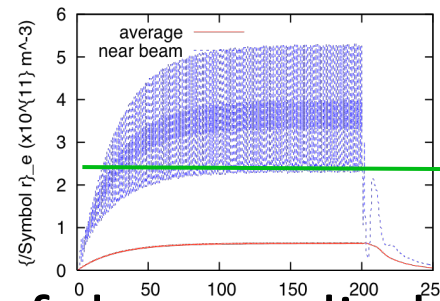
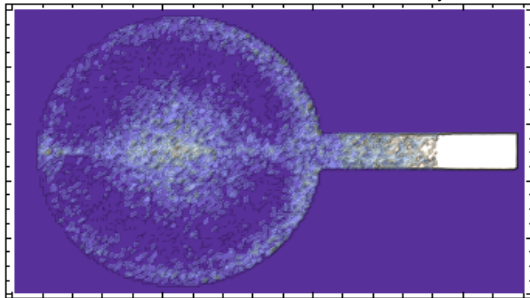
• **Target**  $\rho_e \sim 1 \times 10^{11} \text{ m}^{-3}$

- Take care of high  $\beta$  section. Effects are enhanced.

$$\oint \rho_e \beta_y ds / L = 10^{11} \times 10 \text{ m}^{-2}$$

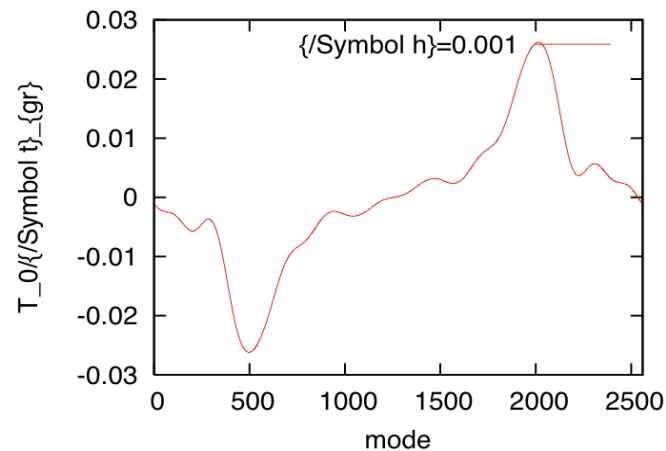
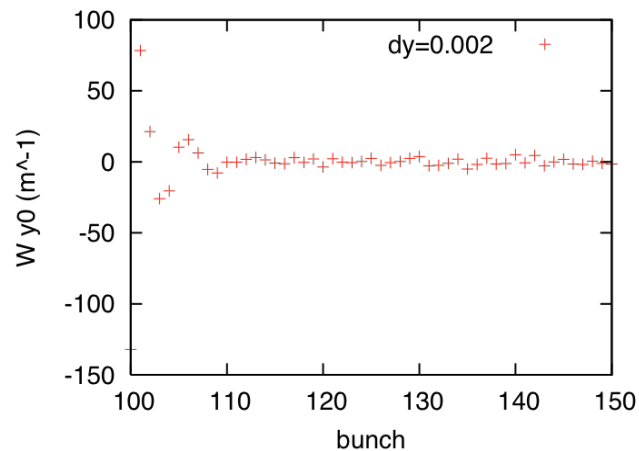
# Estimation of cloud density and coupled bunch instability

- Ante-chamber,  $\delta_{2,max}=1.2$  without special structure like groove



$$\rho_e = 2.2 \times 10^{11} \text{ m}^{-3}$$

- Wake field and growth rate of the coupled bunch instability.



Growth time is 40 turns. It should be suppressed at  $\rho_e = 1 \times 10^{11} \text{ m}^{-3}$ .

- Suetsugu-san estimates the density based on measurements and is designing the chamber to achieve density.



# Fast head-tail instability due to mask impedence

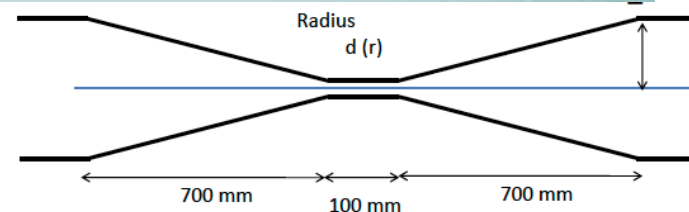
- Y. Suetsugu & D. Zhou

## Estimated TMCI threshold

Component	Number of item	Average $\beta_x/\beta_y$ (m) <sup>1)</sup>	Kicker factor per item $k_{\perp x}/k_{\perp y}$ (V/pC/m) <sup>2)</sup>	$I_{th}$ (mA)
ARES cavity	18	19.5/31.8	1.1/1.2	210/120
BPM	440	16.6/23.4	$(6.7/5.7) \times 10^{-3}$	1620/1360
Stripline kicker	1	29.4/15.2	2.5/2.5	1110/2140
Vertical mask <sup>3)</sup>	4	12.3/14.7	3.9/1010	424/1.4
			?/104 <sup>3)</sup>	?/13.3
			?/1257 <sup>4)</sup>	?/1.1
Horizontal mask <sup>3)</sup>	4	24.3/5.7	83.2/3.5	10.1/1020
			19/? <sup>3)</sup>	44.1/?
Bellows	1000	10/11	0.026/0.055	313/135

Gdfidl  
2D round model  
rectangular cross sec.

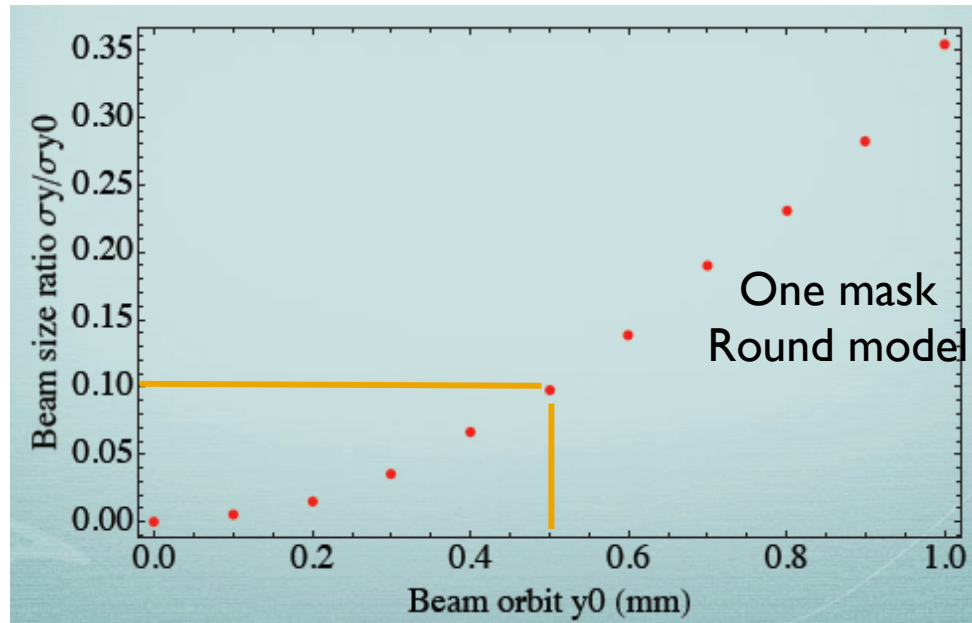
V mask



# Beam tilt due to the impedance

$$\Delta y(z) = \sqrt{\beta_y \beta_y^*} \Delta y'(z) = \sqrt{\beta^*} \sum_i \sqrt{\beta_y(i)} y_0(i) \frac{1}{eE} \int_0^\infty \rho(z' + z) W_{y1}(z') dz'$$

D. Zhou & A. Chao



- Round model impedance: 1/10 of instability threshold.
- For the case of the impedance corresponding the instability threshold, tolerance of the orbit shift is 0.05 mm for 10% beam size increase.

# Summary

- Tune scan and synchro-beta resonance for the beam-beam performance is done. Reliable tune area was a sufficient space.
- The tolerance for optics errors at IP was determined.
- Target electron cloud density to avoid instabilities was determined.
- Mask estimation and design will be updated.